

Writing Monster



About Writing Monster

Writing Monster is designed for EFL learners ranging from pre-elementary school through elementary school. It guides students to expand their vocabulary and sentence knowledge and make them to write their own with the words and sentences.

Level	Key Words	Production
Writing Monster 1	6 (+ 4 extra words)	8 sentences writing
Writing Monster 2	8 (+ 4 extra words)	10 sentences writing
Writing Monster 3	8 (+ 4 extra words)	10 sentences writing

• Unit Introduction & STEP 1 Word Practice

Introduces the type of writing, key words, and key sentence structure(s) of the unit.

Students get familiarized with the key words through various types of exercises.

Introduces the topic of the unit through Picture Reading.

UNIT 1 Ready for School

STEP 1

2 Complete and write.

1. eraser → eraser
2. ruler →
3. pencil →
4. pencil case →
5. crayon →
6. notebook →

Word Practice

1 Look and learn.

pencil, pencil case, eraser, crayon, ruler, notebook

MONSTER TIME

Do you know these words? Read and stick.

scissors, glue, marker, sketchbook

Introduces the key words with pictures. Audio files are provided online and via mobile application.

Students are exposed to additional words through fun activities. They can share the words they know other than the ones introduced in the unit.

• STEP 2 Sentence Practice

Sentence Practice

I have a pencil.

Tip: a pencil is one pencil

1 Look and learn.

- I have a pencil case.
- I have an eraser.
Tip: an eraser (X)
- I have a crayon.
- I have a ruler.
- I have a notebook.

2 Choose and write.

- I have a notebook.
(have + has)
- I have a ruler.
I have + I has
- I have an eraser + a crayon.
- I have a pencil + a crayon.

3 Unscramble and write.

- have a pencil case I
- a I pencil have

Introduces the key sentence structure(s) with illustrations.

Introduces the sentences that apply the key words in STEP 1. Simple grammar tips are provided.

Students practice the key sentence structure(s) through various types of exercises.

• STEP 3 Writing Practice

Writing Practice

1 Look and stick.

EPISODE #1

2 Read and complete.

Ready for School

by Volt

I am a student.

I have a notebook.

I have

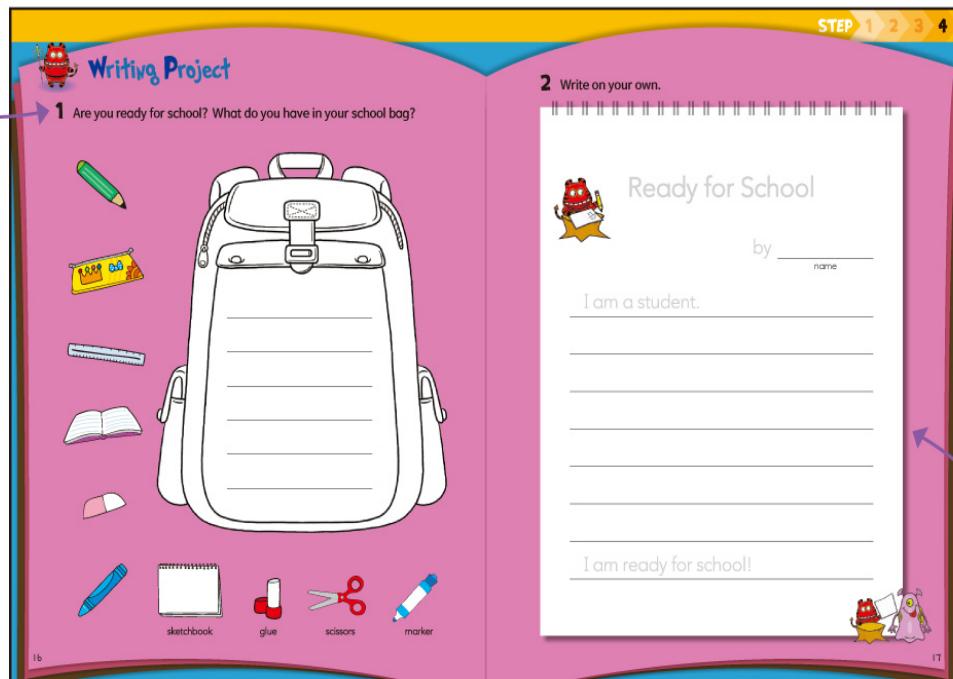
I am ready for school!

Students complete a sample writing based on the cartoon.

Students are exposed to a fun and silly cartoon about the monster characters that includes the key sentence structure(s). They are required to place the correct stickers or find the correct sentences for the empty conversation bubbles.

• STEP 4 Writing Project

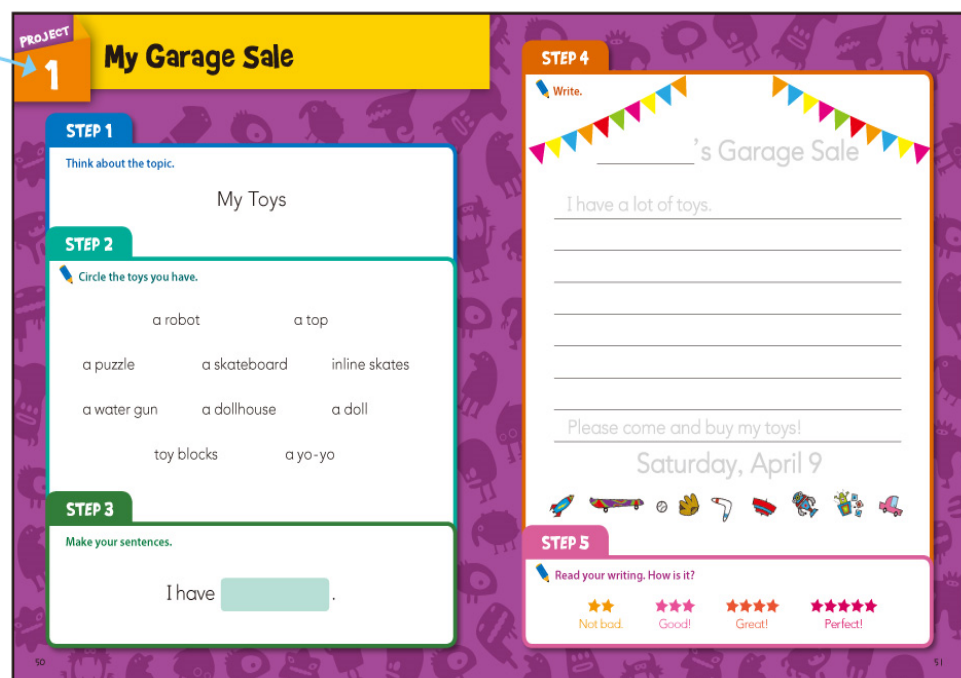
Students prepare to write their own piece of writing based on the materials in STEP 1 to 3. They are allowed to engage in a variety of activities, such as coloring or drawing pictures as they brainstorm in order to reduce the pressure of having to complete a brainstorming activity.



Students write a rough draft of their writing. Students can experience various types of writing, such as journals, letters, posters, etc.

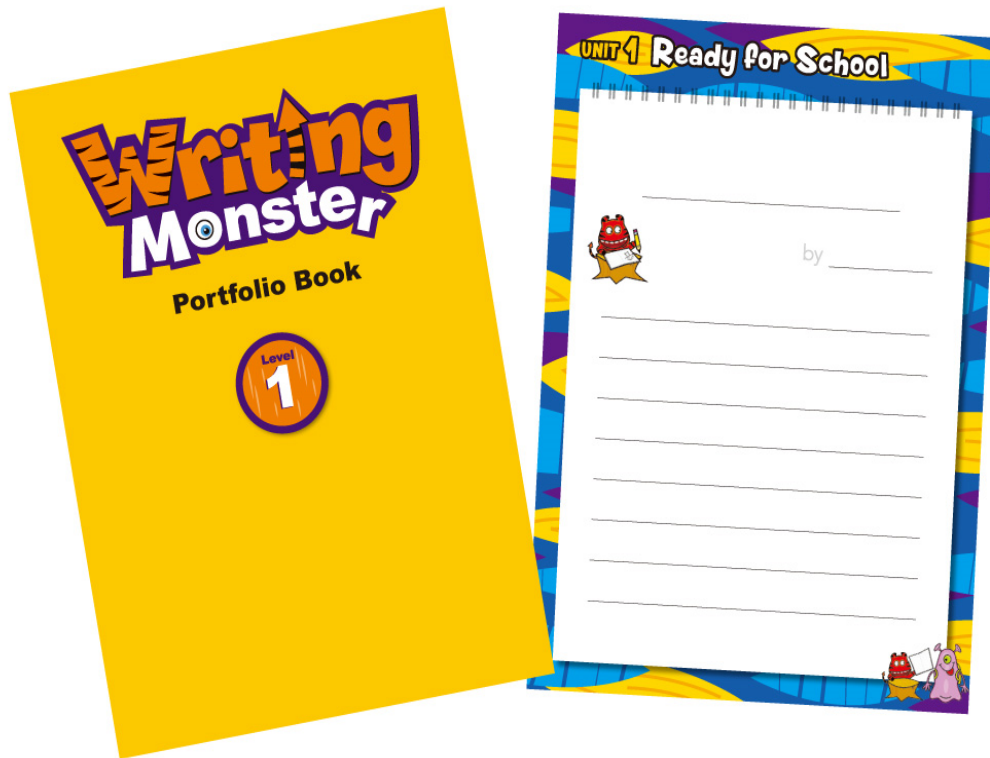
• PROJECT 1 & 2

The Project section is provided at the end of every five units. Students apply the key words and key sentence structure(s) in a new topic.



- **Portfolio Book**


A Portfolio Book is included at the back of the Student Book for students to rewrite a final copy of their writing. The Portfolio Book is perforated so that each page can be easily detached for display.









- **Free Mobile Web & Application**

Scan the QR code on the cover of the Student Book with your smartphone to access the audio files. Search “writing monster” from the Google Play Store to download the free application.





CONTENTS

About the Monsters & About the Writer	8
UNIT 1  Journal Ready for School	10
Words School Supplies	
Sentence I have a pencil.	
UNIT 2  Letter Dear Dad	18
Words Toys	
Sentences I want a doll.	
I don't want a top.	
UNIT 3  Short Story Sports Day	26
Words Sports	
Sentences I can play soccer.	
I can't play tennis.	
UNIT 4  Description My Monster Friend	34
Words Body Parts	
Sentences He has two eyes.	
She has one nose.	
UNIT 5  Description My Friends	42
Words Personalities	
Sentences He is funny.	
She is grumpy.	
PROJECT 1  Poster My Garage Sale	50

UNIT 6	Journal	My Family	52
	Words	Jobs	
	Sentences	This is my dad. He is a doctor.	
UNIT 7	Letter	Dear Mom	60
	Words	Vegetables	
	Sentences	You like carrots. You don't like onions.	
UNIT 8	Journal	Always Together	68
	Words	Hobbies	
	Sentence	We read books together.	
UNIT 9	Short Story	In the Ocean	76
	Words	Sea Animals	
	Sentences	There is a turtle. There are two crabs.	
UNIT 10	Journal	Today's Look	84
	Words	Clothes	
	Sentence	I am wearing a red T-shirt.	
PROJECT 2	Journal	Me and My Best Friend	92
		Picture Dictionary	94

About the Monsters



My name is Volt.
I am a monster.
I am five hundred years old.

 **Volt**



 **Turly**

My name is Turly.
I am three hundred fifty years old.
I am an elementary school student.



 **Plop**

My name is Plop.
I am an elementary school student.
I am in the first grade.



 **Moo**

My name is Moo.
I am four hundred years old.
I am in the second grade.

About the Writer

Draw yourself.

My name is _____ .
name

I am _____ .
a boy / a girl / a monster

I am _____ years old.
six / seven / eight / nine

I am _____ .
a kindergartener / an elementary school student

I am in the _____ grade.
first / second / third

This is my book. _____

signature

Ready for School

TYPE Journal
WORDS School Supplies
SENTENCE I **have** a pencil.



1. Find Volt.
2. What do you see in the picture?



Word Practice

1 Look and learn.  01



pencil




pencil case



eraser



crayon





ruler





notebook


2 Complete and write.


1.  eras r → eraser

2.  r ler →

3.  pe cil →

4.  p ncil ca e →

5.  cray n →

6.  note book →

MONSTER TIME

Do you know these words?
Read and stick.



sticker

scissors

glue

marker

sketchbook