

OXFORD

FOURTH  
EDITION

# Smart CHOICE



**STARTER**

KEN WILSON | THOMAS HEALY



# Smart CHOICE



Smart learning—your way, every day.

STARTER

KEN WILSON | THOMAS HEALY

**OXFORD**  
UNIVERSITY PRESS



198 Madison Avenue  
New York, NY 10016 USA

Great Clarendon Street, Oxford, OX2 6DP, United Kingdom

Oxford University Press is a department of the University of Oxford.  
It furthers the University’s objective of excellence in research, scholarship,  
and education by publishing worldwide. Oxford is a registered trade  
mark of Oxford University Press in the UK and in certain other countries

© Oxford University Press 2020

The moral rights of the author have been asserted

e-Book Edition

ISBN: 978 0 19 406166 7

First published in 2020

No copying or file sharing

This digital publication is protected by international copyright laws.  
No part of this digital publication may be reproduced, modified, adapted,  
stored in a retrieval system, or transmitted, in any form or by any means,  
to any other person or company without the prior permission in writing  
of Oxford University Press, or as expressly permitted by law. Enquiries  
concerning reproduction outside the scope of the above should be sent to  
the ELT Rights Department, Oxford University Press, at the address above  
You must not modify, adapt, copy, store, transfer or circulate the contents  
of this publication under any other branding or as part of any other product.  
You may not print out material for any commercial purpose or resale  
Any websites referred to in this publication are in the public domain and  
their addresses are provided by Oxford University Press for information only.  
Oxford University Press disclaims all and any responsibility for the content  
of such websites

ACKNOWLEDGMENTS

*Illustrations by:* Barb Bastian p.5 (emojis); Kenneth Batelman p.104; Kim Bogeman pp.8, 13, 73, 87, 89, 91; Infomen/Début Art pp.9, 35, 81; Eda Kaban/Shannon Associates pp.48, 49, 52, 53, 54; Scott MacNeill/MacNeill+Macintosh p.12 (envelope, name card); Muti/Folio art p.50; Geo Parkin/António Adrião Artist Representative pp.18, 19, 28, 39, 44 (t-shirt), 55, 66, 67, 78, 79, 86, 90, 98; Gavin Reece/Meiklejohn pp.14 (Ex.2), 15, 34, 44 (shop), 47, 76; Joseph Taylor/Mendola Art pp.7, 20, 21, 40; Samuel Velasco/5W Graphics pp.57, 58, 59.  
*The Publishers would like to thank the following for their kind permission to reproduce photographs and other copyright material:* **123rf:** pp.75 (hair salon/Cathy Yeulet), 82 (brown sugar/Anton Starikov), 82 (cinnamon/Oksana Mironova), 93 (caucasian male headshot/warrengoldswain); **Alamy:** pp.4 (chef/Wavebreak Media Ltd), 6 (Beyonce/Image Press Agency), (Gordon Ramsay/jeremy sutton-hibbert), (Vera Wang/UPI), 8 (civil engineer/Lanny D Robbins), (runway model/Pluto), 9 (Bruno Mars/UPI), (Wat Arun/Marco Pompeo Photography), 12 (hikers/Ian Allenden), 23 (Emilia Clarke/Geisler-Fotopress GmbH), 24 (electronic dance music/Fotograferen.net), (jazz/Tetra Images, LLC), (rock/Edd Westmacott), 26 (hip hop concert/Pictorial Press Ltd), 28 (annoying/Ranta Images), 30 (listening to music/Antonio Guillem Fernández), 36 (coding/RossHelen editorial), (drawing/Wavebreakmedia Ltd UC4), (karaoke/Blue Jean Images), (swimmer/UpperCut Images), 38 (falling of bike/vasa), 41 (drawing/Suriyan Tejasurintr), (swimming/Andriy Bezuglov), 43 (Ko Hyojoo/Image Press Agency), 46 (watching tv/Lev Dolgachov), 50 (lamp/Valentin Valkov), 54 (old object/Westend61 GmbH), 56 (restaurant tables/Maxime Bessieres), 60 (library/Ian Dagnall), (movie theatre/Alex Segre), 68 (fruit salad/Darryl Brooks), 70 (mall/Alex Segre), (office/Hero Images Inc.), 72 (gym/Folio Images), (waiter/JeffG), 80 (after party/Pixel-shot), (party/Lev Dolgachov), 83 (Japanese American man/MAKI STUDIO), 93 (swimmers/Dex Image); **Getty Images:** Cover (girl/tetmc), (entrepreneurs/E+), (food/Xsandra), (blue/mfto), (Vibrant abstract/mfto), pp.4 (female actor/Â© Corbis), 6 (Mary Barra/Chesnot/Contributor), 8 (computer programmer/gilaxia), (tour guide/Tim Hall), 12 (biology student/LightFieldStudios), (couple in Rome/piola666), (teacher and student/SDI Productions), 23 (Cesar Millan/Omar Tobias Vega/Contributor), (Jonathan and Drew Scott/Isaiah Trickey/Contributor), (Rachael Ray/John Lamparski/Stringer), 24 (latin music/PeopleImages), 26 (rock concert/PeopleImages), (sharing earphones/Leon), 30 (coffee shop/Jake Curtis), (movie theater/South\_agency), (shopping mall/Martin Dimitrov), (sitting on sofa/Morsa Images), (video games/gorodenkoff), 32 (couple with remote/Yuri\_Arcurs), (golfer/Stuart Franklin/Staff), (watching movies/recep-bg), 38 (coding/AleksandarNakic), 38 (swimmer/Stefano Oppo), 40 (café/Luis Alvarez), (park/Uwe Krejci), (street/lechatnoir), 46 (basketball/Thomas Barwick), (math/SolStock), 48 (cleaning/Phil Boorman), (grandparent/CherriesJD), 68 (bland/Image Source), 72 (game store/dusanpetkovic), (Grand Canyon/Francisco Blanco), 74 (living room/10’000 Hours), (tired/Neustockimages), 80 (art museum/Matthew Ashton - AMA/Contributor), (clothing store/pixelfit), (cooking class/fortise), (drawing/shironosov), (housework/Gravity Images), 92 (Taylor Swift’s parents/Rick Diamond/ACMA2013/Contributor), 95 (Borobudur/By Balázs Németh), (Yogyakarta/chuchart duangdaw); **Newscom:** pp.92 (Taylor Swift riding boots/RGK, PacificCoastNews); **OUP:** pp.4 (server/Shutterstock/Cara-Foto), 9 (stethoscope/Shutterstock/ziviani), 16 (small

wallet/Desislava Dimitrova/Alamy Stock Photo), 27 (drums/Shutterstock; discpicture), (piano/Shutterstock/marijaf), (violin/Shutterstock/ND700), 56 (traffic light/Shutterstock/Novi Elysa), 63 (female in sunglasses/Shutterstock/paultaraskenko), 64 (apples/Shutterstock; RusGri), (bread/Shutterstock; Joe Gough), (chicken/Shutterstock/amenic181), (chillis/Shutterstock/Nattika), (eggs/Shutterstock/stockolutions), (onions/Shutterstock/bergamont), (potatoes/Shutterstock/Tiger Images), (rice/Shutterstock; oriori); **Shutterstock:** pp.4 (businessman/Pressmaster), (doctor/Minerva Studio), (fashion designer/George Rudy), (mixing bowl/Thomas M Perkins), (sales clerk/Monkey Business Images), (singer/Mix and Match Studio), (student/Africa Studio), (teacher/wizdata), 6 (Barry Marshall/Tony Mcdonough/EPA), (Diego Luna/Tinseltown), 9 (flags/Luis Molinero), (BTS/Jstone), (Emma Watson/Chris Allerton/Shutterstock), (flags/Luis Molinero), (server/Sergei Domashenko), 10 (boy/AJR\_photo), (girl/Cabeca de Marmore), 12 (girl headshot/mavo), (male headhot/Dean Drobot), 16 (backpack/Kadek Bonit Permadi), (bottle/eurobanks), (charger/inspire finder), (debit card/Africa Studio), (glasses/Mohd KhairilX), (headphones/9dream studio), (keys/citramonP), (notebook/Alivepix), (textbooks/Nigita), (yellow wallet/Mikhail Turov), 20 (tablets/Andriy Mertsalov), 24 (classical music/Stokkete), (headphones/Levchenko Ilia), (hip hop/Kzenon), (K-pop/ETIENNE LAURENT/EPA-EFE), (pop singer/Jstone), 26 (covering ears/Krakenimages.com), (K pop fingers/Boontoom Sae-Kor), (salsa/Tutti Frutti), 27 (guitar/spaxiax), 28 (boring/Antonio Guillem), (catchy/Thanakorn.P), (relaxing/Dejan Dundjerski), 29 (leaf background/Mangata), 30 (basketball/Syda Productions), (popcorn/Yellow Cat), (yoga/Leika production), 32 (chess/sondem), (listening to music/Pixel-Shot), (using smartphones/Lucky Business), 33 (runner/Prostock-studio), 34 (Instagram/Worawee Meepian), (laptop/Zilu8), (messaging/Tero Vesalainen), (selfie/Monkey Business Images), 36 (cooking/Production Perig), (driving/ALPA PROD), (microphone/rangizzz), (talking on phone/Africa Studio), (violinist/forestpath), 38 (can’t cook/WAYHOME studio), (playing violin badly/YAKOBCHUK VIACHESLAV), (speak Korean/chainarong06), 40 (beach/wavebreakmedia), 41 (cooking/Supagrit Ninkaesorn), (driving/Stock-Asso), (drums/burdika), (guitar/RemarkEliza), (trumpet/furtseff), (violin/Tanongsak Sangthong), 44 (sunglasses/exopixel), 46 (cooking/StockLite), (eating/Bogdan Sonjachnyj), (running/Panumas Yanuthai), 48 (buying shoes/Dmitry Kalinovsky), (reading/BestPhotoStudio), 54 (broken/DudnikPhoto), (heavy/Andrey\_Popov), (new tv/SpeedKingz), 56 (Apple/Tada Images), (bank/jax10289), (convenience store/Svetlana Chekhlova), (Macy’s/Alizada Studios), (post office/James R. Martin), 60 (coffee shop/Monkey Business Images), (drugstore/John David Photography), (drugstore interior/Tyler Olson), (gas station/FUN FUN PHOTO), (hospital/sarawut panchawa), (library interior/Amy Johansson), (subway/pisaphotography), (supermarket/kevin brine), 63 (hotel room/design.at.krooogle), (row of hotels/lazyllama), 64 (bag of coffee/Yeti studio), (bananas/bergamont), (coffee/Thamyris Salgueiro), (milk/Anton Starikov), (salmon/amenic181), 68 (chicken/Wiktory), (chillis/Anna Danilenko), (pizza/Africa Studio), (salty/tommaso79), (smoothie and bananas/Ruslan Mitin), (spicy/Silarock), (sweet/Dean Drobot), 70 (cell phone store/Bodnar Taras), (game store/woff), (gym/Galovtsik Gabor), (hair salon/Gemenacom), (laundromat/Pung), (nail salon/Iakov Filimonov), (shopping bags/Elnur), 72 (concert/Piotr Piatrouski), (park/wavebreakmedia), 74 (beach/lunamarina), (bored/Dean Drobot), (busy/Elnur), (busy gym/Marko Poplasen), (doctors/Gorodenkoff), (sick/Monkey Business Images), 75 (woman studying/ESB Professional), 76 (beach ball/irin-k), 80 (picnic/garetsworkshop), 82 (korean-old-donuts/Hookpop), (shredded green cabbage/Pixel-Shot), (walnuts/D\_M), 83 (Caucasian woman/Veles Studio), (Hispanic woman/Daniele Cruciani), 84 (African American female/Rocketclips, Inc.), (caucasian female/Dean Drobot), (male beard/WAYHOME studio), (male glasses/AJR\_photo), 88 (African American female/Rocketclips, Inc.), (caucasian female/Dean Drobot), (male beard/WAYHOME studio), (male glasses/AJR\_photo), 92 (Taylor Swift wearing a purple dress/Tinseltown), 93 (having coffee/SG SHOT), (karaoke/Estrada Anton), (playing golf/Kzenon), (playing trumpet/Monkey Business Images), 95 (nasi goring/Slawomir Fajer).





# Smart CHOICE

Smart learning—your way, every day.

Welcome to *Smart Choice* Fourth Edition. Here's how you can get more involved in your *Smart Choice* lessons:




## PRESS PLAY



Watch and learn with **conversation videos** that bring everyday English into each unit.



Feel confident in your learning and explore topics and ideas from around the world with **documentary videos**.



Download all videos from *Smart Choice* at [smartchoice4e.oxfordonlinepractice.com](http://smartchoice4e.oxfordonlinepractice.com) for access in class, at home, and on the move.



## GET SPEAKING

### OVER TO YOU ACTIVITIES

Have fun learning with new **Over to You** activities! Use the support on the Conversation and Speaking pages to create your own dialogues in English.

### SPEAKING AND SMART TALK

**Speaking** and **Smart Talk** pages in each unit let you practice what you learn with quizzes, games, and real-life situations.

### BONUS UNITS

Practice your speaking skills with activities after each video in the **Bonus Units**.



**3 OVER TO YOU** Find out what things people often lose. Where do they lose them? Tell your classmates.

Unit 3 That's my wallet!

**SPEAKING** *That's mine!*

**1 ROLE PLAY** Look at the picture. Take turns asking for things. Student A, ask about items 1, 3, 5, 7, and 9. Student B, ask about items 2, 4, 6, 8 and 10.

Can you help me? I think that's my backpack.

No, the red backpack. And I think those are my glasses.

The green backpack?

The black glasses?

**2 GROUP WORK** Put three things on a desk in the middle. Take turns guessing whose things they are.

Is that your wallet, Antonio?

Yes, it is. Megumi, are those your headphones?

No, they aren't. My headphones are white.

**3 OVER TO YOU** Find out what things people often lose. Where do they lose them? Tell your classmates.

**GO ONLINE** For more grammar, vocabulary and speaking practice.

**NOW I CAN**

SPEAKING	GRAMMAR	LISTENING	READING
talk about possessions.	use this, that, these, and those.	Identify people and possessions.	understand phrases about possessions.

21



# SCOPE AND SEQUENCE

UNIT	VOCABULARY	CONVERSATION	LANGUAGE PRACTICE AND PRONUNCIATION
Useful classroom language PAGES 2–3	Key phrases for classroom interaction and learning		
<b>01</b> I'm a student. PAGES 4–9 	<b>Occupations</b>	 Nice to meet you. <b>Over to you:</b> Introduce yourself.	<b>Grammar:</b> The verb <i>be</i> (1) <b>Pronunciation:</b> Reduction of <i>a/an</i>
<b>02</b> What's your phone number? PAGES 10–15 	<b>Personal details</b>	 What's your major? <b>Over to you:</b> Ask and give personal details.	<b>Grammar:</b> Possessives / <i>Wh</i> -questions <b>Pronunciation:</b> Saying phone numbers and symbols
<b>03</b> That's my wallet! PAGES 16–21 	<b>Personal possessions</b>	 Does this belong to you? <b>Over to you:</b> Talk about personal possessions.	<b>Grammar:</b> <i>This, that, these, and those</i> <b>Pronunciation:</b> Number pairs
<b>BONUS</b>	Units 1–3 PAGES 22–23	 The Sloth Calendar	
<b>04</b> Do you like K-pop? PAGES 24–29 	<b>Kinds of music</b>	 Let's go to a concert! <b>Over to you:</b> Express likes and dislikes in kinds of music.	<b>Grammar:</b> The simple present (1): <i>like</i> <b>Pronunciation:</b> <i>Yes/no</i> question intonation
<b>05</b> What do you do for fun? PAGES 30–35 	<b>Leisure activities (1)</b>	 Let's hang out! <b>Over to you:</b> Make plans and suggest things to do.	<b>Grammar:</b> The simple present (2) <b>Pronunciation:</b> <i>Wh</i> -question intonation
<b>06</b> Can you speak Chinese? PAGES 36–41 	<b>Abilities</b>	 What can you do? <b>Over to you:</b> Talk about things you can and can't do.	<b>Grammar:</b> <i>Can</i> and <i>can't</i> <b>Pronunciation:</b> <i>Can</i> versus <i>Can't</i>
<b>BONUS</b>	Units 4–6 PAGES 42–43	 A Family's Hobby	



LISTENING	READING & WRITING	SPEAKING	NOW I CAN
People meet and ask for more information about each other	<b>Reading:</b> Occupations	<i>Are you from Brazil?</i>  Play a board game about occupations	<ul style="list-style-type: none"> <li>• Make an introduction</li> <li>• Make statements and questions with <i>be</i></li> <li>• Understand basic information about people</li> <li>• Understand what people do</li> </ul>
People ask and give personal information and numbers	<b>Reading:</b> Personal details	<i>What's your hobby?</i>  Complete a class directory	<ul style="list-style-type: none"> <li>• Answer questions about myself and others</li> <li>• Use possessives and <i>wh</i>- questions</li> <li>• Understand short conversations about people</li> <li>• Understand personal details</li> </ul>
People talk about possessions and people in photos	<b>Reading:</b> Personal possessions	<i>That's mine!</i>  Role play asking for items in a lost and found office	<ul style="list-style-type: none"> <li>• Talk about possessions</li> <li>• Use <i>this, that, these, and those</i></li> <li>• Identify people and possessions</li> <li>• Understand phrases about possessions</li> </ul>
People talk about music preferences	<b>Reading:</b> Likes and dislikes	<i>Let's go to a music festival!</i>  Role play making concert plans	<ul style="list-style-type: none"> <li>• Talk about likes and dislikes</li> <li>• Use the simple present with <i>like</i></li> <li>• Understand what kinds of music people like</li> <li>• Understand phrases about likes and dislikes</li> </ul>
People talk about activities they do in their free time	<b>Reading:</b> What do you do for fun?	<i>What do you do in your free time?</i>  Play a board game about what you do in your free time	<ul style="list-style-type: none"> <li>• Suggest things to do with someone</li> <li>• Use the simple present</li> <li>• Understand what people do in their free time</li> <li>• Understand what people do for fun</li> </ul>
People talk about things they can and can't do	<b>Reading:</b> People's abilities	<i>Can you play the piano?</i>  Complete a chart on people's abilities	<ul style="list-style-type: none"> <li>• Talk about things I can do</li> <li>• Use <i>can</i> and <i>can't</i> to talk about abilities</li> <li>• Understand people saying what they can do</li> <li>• Understand phrases about what people can do</li> </ul>



# SCOPE AND SEQUENCE

UNIT		VOCABULARY	CONVERSATION	LANGUAGE PRACTICE AND PRONUNCIATION
<b>07</b> What's she wearing? PAGES 44–49		Clothing	<p>▶ What's she doing?</p> <p><b>Over to you:</b> Describe what people are wearing and doing.</p>	<p><b>Grammar:</b> The present continuous</p> <p><b>Pronunciation:</b> Reduced sounds in questions</p>
<b>08</b> Are there any chairs? PAGES 50–55		Household items	<p>▶ Welcome to my new apartment!</p> <p><b>Over to you:</b> Describe rooms and things in your home.</p>	<p><b>Grammar:</b> <i>There is</i> and <i>there are</i></p> <p><b>Pronunciation:</b> Stress in content words</p>
<b>09</b> The bank is on the corner. PAGES 56–61		Places around town	<p>▶ Can I help you?</p> <p><b>Over to you:</b> Ask and give directions in a town.</p>	<p><b>Grammar:</b> Prepositions of place / Giving directions</p> <p><b>Pronunciation:</b> Rising intonation for confirmation</p>
<b>BONUS</b>	Units 7–9 PAGES 62–63	▶ The Jack Sparrow House		
<b>10</b> Do we have any coffee? PAGES 64–69		Food and drink	<p>▶ Let's go shopping.</p> <p><b>Over to you:</b> Talk about meals and shopping for food and drinks.</p>	<p><b>Grammar:</b> Count and noncount nouns / <i>some</i> and <i>any</i></p> <p><b>Pronunciation:</b> Intonation for items in a series</p>
<b>11</b> Where were you yesterday? PAGES 70–75		Everyday places	<p>▶ Sorry, I'm late!</p> <p><b>Over to you:</b> Talk about where you were.</p>	<p><b>Grammar:</b> The past tense of <i>be</i></p> <p><b>Pronunciation:</b> Reduction of sounds with <i>was</i></p>
<b>12</b> What did you do last weekend? PAGES 76–81		Leisure activities (2)	<p>▶ Did you have a good weekend?</p> <p><b>Over to you:</b> Talk about your weekend and past activities.</p>	<p><b>Grammar:</b> The simple past</p> <p><b>Pronunciation:</b> Reduction of <i>did you</i></p>
<b>BONUS</b>	Units 10–12 PAGES 82–83	▶ Korean Cooking		



LISTENING	READING & WRITING	SPEAKING	NOW I CAN	
People talk about what they're doing	<b>Reading:</b> What people are doing	<i>What are they doing?</i>  Play a miming game and guess what people are doing	<ul style="list-style-type: none"><li>• Talk about what is happening now</li><li>• Use the present continuous</li><li>• Understand what people are wearing</li><li>• Understand what people are doing</li></ul>	
People talk about where things are located	<b>Reading:</b> Describing rooms	<i>What's in your favorite room?</i>  Describe things in your favorite room	<ul style="list-style-type: none"><li>• Describe what is in my home</li><li>• Use <i>there is</i> and <i>there are</i></li><li>• Understand where things are in a home</li><li>• Understand short descriptions of rooms</li></ul>	
People ask for directions to a specific place	<b>Reading:</b> Directions	<i>What's in your neighborhood?</i>  Ask directions to places in your neighborhood	<ul style="list-style-type: none"><li>• Give and follow short, simple directions</li><li>• Describe locations and give directions</li><li>• Listen and follow directions on a map</li><li>• Understand directions on a map</li></ul>	
People talk about what they need to prepare a recipe	<b>Reading:</b> Food and drink	<i>Do you want some pizza?</i>  Role play ordering from a menu	<ul style="list-style-type: none"><li>• Talk about food and drink</li><li>• Use count/noncount nouns and <i>some/any</i></li><li>• Understand what is needed to make recipes</li><li>• Understand phrases about food and drinks</li></ul>	
People talk about where they were	<b>Reading:</b> Past activities and places	<i>How was your day?</i>  Complete a chart about where people were yesterday	<ul style="list-style-type: none"><li>• Talk about where I was</li><li>• Use the past tense of <i>be</i></li><li>• Understand where people were</li><li>• Understand where people were last week</li></ul>	
People talk about their weekend	<b>Reading:</b> Past activities	<i>What did you do recently?</i>  Play a board game about past activities	<ul style="list-style-type: none"><li>• Talk about past activities</li><li>• Use the simple past tense</li><li>• Understand past weekend activities</li><li>• Understand phrases about past activities</li></ul>	
SMART TALK	WRITING	GRAMMAR	AUDIO SCRIPTS	VOCABULARY
Pages 84–91	Pages 92–95	Pages 96–107	Pages 108–115	Pages 116–117



# Useful classroom language

## VOCABULARY

### 1 Listen and repeat.



- A How do you say *ciudad* in English?  
B City.  
A How do you spell city?  
B C-I-T-Y



- A I'm sorry, I don't understand. What does *city* mean?  
B It means a big and important town like New York or Chicago.



- A How do you pronounce this word?  
B CITY  
A Can you repeat that, please?  
B CITY



- A Is this correct?  
B I don't know.  
C Yes, it is.



## CONVERSATION



**1** Complete the conversations with the phrases in the box.  
Then listen and check your answers.

~~How do you pronounce this word?~~

How do you say this in English?

Is this correct?

Can you repeat that?

What does *repeat* mean?

What does that mean?

How do you spell it?



1. A How do you pronounce this word?

B This word? Tablet.

A \_\_\_\_\_

B This is a tablet.



2. A \_\_\_\_\_

B Keys.

A \_\_\_\_\_

B Sure. Keys.



3. A \_\_\_\_\_

B It means "say it again."

A \_\_\_\_\_

B R-E-P-E-A-T.



4. A Excuse me.

B Yes, it is. Good work!

A Thank you!



**2 PAIR WORK** Practice the conversations with a partner.





# I'm a student.




**SPEAKING**  
Introducing yourself  
**GRAMMAR**  
The verb *be*  
**LISTENING**  
Meeting people  
**READING**  
Occupations

**WARM UP**  
Introduce yourself to your partner

## VOCABULARY

**1** Look at the photos. What are their jobs? Write the correct letter.

- |                  |                  |
|------------------|------------------|
| a. a singer      | f. a server      |
| b. an actor      | g. a businessman |
| c. a doctor      | h. a student     |
| d. a sales clerk | i. a chef        |
| e. a teacher     | j. a designer    |



**2** Listen and check your answers.

**3 PAIR WORK** Practice spelling the words above.

How do you spell doctor?

D-O-C-T-O-R. How do you spell student?

### VOCABULARY TIP

Write down new words in a notebook.

doctor  
businessman  
server



# CONVERSATION




- 1** Read the conversations. Then watch the video. Practice the conversations with a partner.

1. Maria Hi, I'm Maria. Nice to meet you.  
Tom My name's Tom. Nice to meet you, too.  
Maria So, where are you from, Tom?  
Tom I'm from Los Angeles. How about you?  
Maria I'm from Mexico.
2. Tom Hello, Maria.  
Maria Oh, hi, Tom. How are you?  
Tom I'm fine, thanks. How about you?  
Maria Great, thanks. So, are you a student here?  
Tom No, I'm not. I'm a teacher. You're in my class!  
Maria Oh...well, great!

**USEFUL WORDS**

How are you?




Great!

Pretty good.

Fine.

OK.

Not bad.



Great!

Pretty good.

Fine.

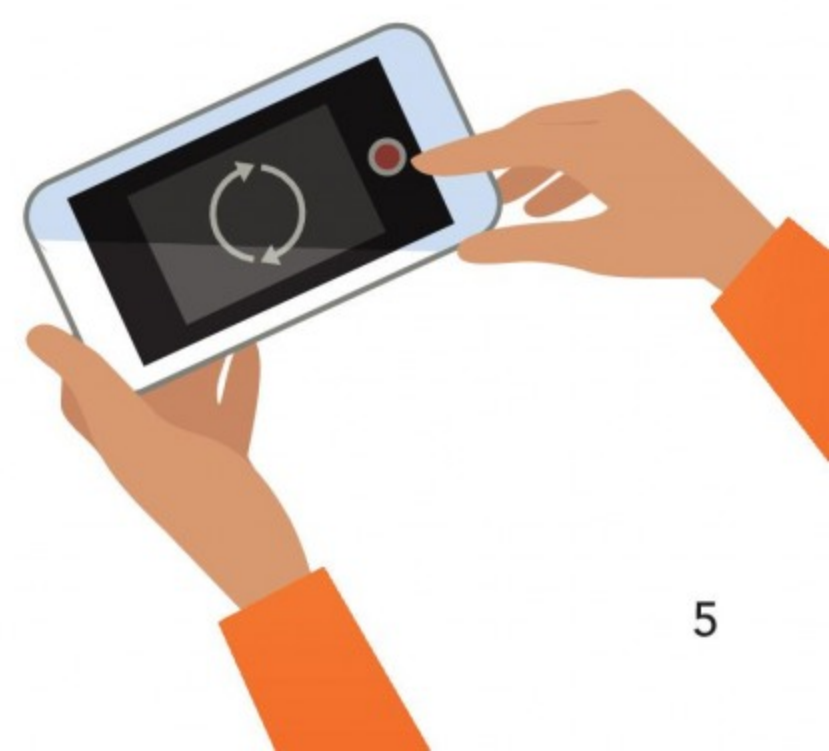
OK.

Not bad.

- 2** **OVER TO YOU** Practice the conversations again. Use the ideas below. Add your own ideas. Then make a video of your conversation.

Hi, I'm Leo. Nice to meet you.

My name's Bea. Nice to meet you, too.





LANGUAGE PRACTICE 1



Statements with <i>be</i>			Grammar Reference page 96
I'm Julia.	I am → I'm	I'm not an actor.	I am not → I'm not
You're a student.	You are → You're	He isn't a teacher.	isn't → is not
He's a doctor.	He is → He's		My name is → My name's
She's an actor.	She is → She's		



1 Look at the pictures. Complete the sentences. Then listen and check your answers.




Mary Barra, businesswoman

1. Mary Barra isn't a doctor.  
She's a businesswoman.



Gordon Ramsay, chef

2. Gordon Ramsay \_\_\_\_\_ a server.  
\_\_\_\_\_ a chef.



Beyoncé, singer

3. Beyoncé \_\_\_\_\_ a singer.  
\_\_\_\_\_ a student.




Diego Luna, actor

4. Diego Luna \_\_\_\_\_ a teacher.  
\_\_\_\_\_ an actor.



Vera Wang, designer

5. Vera Wang \_\_\_\_\_ a designer.  
\_\_\_\_\_ a singer.



Barry Marshall, doctor

6. Barry Marshall \_\_\_\_\_ a doctor.  
\_\_\_\_\_ a sales clerk.



2 Tell your class about yourself.

Hi, I'm Rosa. I'm from Colombia. I'm a student.

Hello, I'm David. I'm from Paris. I'm a server.

Hi, I'm \_\_\_\_\_.



## LANGUAGE PRACTICE 2

Yes/No questions with *be*

Grammar Reference page 96

Are you a teacher?

Yes, I am./No, I'm not.

Are they from Peru?

Yes, they are./No, they aren't.

Is he a chef?

Yes, he is./No, he isn't.

## 1 Complete the conversations. Use information about you for the last item.

1. A Are you from South Korea?B Yes, I am.

2. A \_\_\_\_\_ you a teacher?

B No, \_\_\_\_\_ not. I \_\_\_\_\_ a student.

3. A Is \_\_\_\_\_ a chef?

B No, he \_\_\_\_\_. He's a server.

4. A \_\_\_\_\_ a designer?

B Yes, she \_\_\_\_\_.

5. A \_\_\_\_\_ from Rio?

B No, they \_\_\_\_\_. \_\_\_\_\_ from São Paulo.

6. A \_\_\_\_\_?

B \_\_\_\_\_.



## 2 PAIR WORK Practice the conversation with a partner. Use information about you.



## PRONUNCIATION

Reduction of *a/an*1 Listen. Notice the reduced sounds of *a* and *an*.

- | Unreduced            | Reduced         |
|----------------------|-----------------|
| 1. I'm a student.    | /aɪmə/ student. |
| 2. You're a teacher. | /yəɾə/ teacher. |
| 3. He's a server.    | /hizə/ server.  |
| 4. She's an actor.   | /ʃizən/ actor.  |

2 Listen again and repeat. Be sure to reduce *a* and *an*.




LISTENING

1 BEFORE YOU LISTEN Match the words and the pictures.

- a. an engineer    b. a model    c. a programmer    d. a tour guide



2 Listen to the people talking. Which picture are they in? Number the pictures.



3 Listen again. Choose (✓) True or False.

1. Tina is an engineer.  
2. Ana is from Thailand.  
3. The band is AKB48.  
4. Nova is from Indonesia.

True	False
<input type="checkbox"/>	<input type="checkbox"/>
<input type="checkbox"/>	<input type="checkbox"/>
<input type="checkbox"/>	<input type="checkbox"/>
<input type="checkbox"/>	<input type="checkbox"/>

4 LISTENING PLUS Listen to more of Nova and John's conversation. Choose the correct answer.

- |                      |                 |                |             |
|----------------------|-----------------|----------------|-------------|
| 1. John is from ____ | a. New Orleans  | b. Los Angeles | c. New York |
| 2. John is ____      | a. an actor     | b. a model     | c. a server |
| 3. Nova is ____      | a. a tour guide | b. a model     | c. an actor |



**SPEAKING****Are you from Brazil?**

**1** Read the instructions below to play the game.

1. Play the game in pairs or groups.
2. Choose an object as a game piece.
3. Use a coin to move. Heads = 1 space. Tails = 2 spaces.
4. Take turns asking and answering questions.

Is Emma Watson a model?

No, she isn't. She's an actor.



South Korea



Brazil



Canada



United States



**2 PAIR WORK** Now play the game. Who is the winner?

START



**1** Is Emma Watson a model?



**2** Are you from Thailand?



**3** How do you spell this job?



**4** Make a question.



**7** Make a question.



**6** Is your teacher from Canada?



**5** Is the band BTS from Brazil?



**8** Are you a doctor?



**9** Is Bruno Mars an actor?



**10** Make a question.

FINISH



**3 OVER TO YOU** Find information about your favorite celebrity. Tell your classmates.

**NOW I CAN****SPEAKING**

☐ make an introduction.

**GRAMMAR**

☐ make statements and questions with *be*.

**LISTENING**

☐ understand basic information about people.

**READING**

☐ understand what people do.