



Angela Llanas
Libby Williams
Annette Flavel

Teen¹ Campers

Student's Book
and Workbook



Angela Llanas
Libby Williams
Annette Flavel

Student's Book
and Workbook

Teen 1 Campers

Macmillan Education
Companies and representatives throughout the world

Teen Campers Student's Book and Workbook 1

First digital edition published September 2024
D. R. 2024 © Macmillan Educación, S. A. de C. V.
Published by imprint Macmillan Education.
Macmillan is a registered trademark.

The content of this work and all rights herein are covered by the Federal Copyright Law and the Federal Law for Protection of Industrial Property; therefore, this work cannot be photocopied, published, reproduced, distributed, sold, and/or transmitted, in whole or in part by any means, electronically, or physically, without prior written permission from the publisher or to create adapted works. Breach of this statement shall constitute a commerce infraction, a copyright infraction, and a felony.

Publishing Director: Tania Carreño King
Publishing Manager: Claudia Arancio
Design Manager: Cynthia Valdespino
Commissioning Editors: Jacaranda Ruiz and Gabriela Velázquez
Design Coordinator: Sahie García
Development Editors: Fernanda Garduño Méndez, Lorena Rodríguez and Yadira Macías
Picture Researchers: Cynthia Martínez and Jorge Martínez

Student's Book Credits

Design and illustration D.R. 2024 © Macmillan Educación, S. A. de C. V.
Text D. R. 2024 © Angela Llanas, Libby Williams, and Annette Flavel

Design: Cynthia Valdespino, Sahie García, Erandi Alvarado, Bruno de Gante and Kely Rojas
Illustration: Alejandro Herrerías Silva and Andrea Vallejo Hurtado
Cover design: Cynthia Valdespino and Sahie García
Cover illustration: © Adobe Stock and Getty Images
The authors and publishers would like to thank the following for permission to reproduce the photographic material: © Adobe Stock, Getty Images and © iStockphoto

Workbook Credits

Design and illustration D. R. 2024 © Macmillan Educación, S. A. de C. V.
Text D. R. 2024 © Angela Llanas, Libby Williams, and Annette Flavel

Design: Sahie García, Bruno De Gante and Kely Rojas
Illustration: Cynthia Barrera
Cover design: Cynthia Valdespino and Sahie García
Cover illustration: © Adobe Stock and Getty Images

Innovation and Digital Transformation Manager: Rubicelia Valencia Ortiz
Digital Content Coordinator: Brenda Sofía Garrido Ocampo
Digital Producer: Pablo Dávila Manzanilla

The authors and publishers would like to thank the following for permission to reproduce the photographic material: © Adobe Stock, Getty Images and © iStockphoto

CANIEM No. 3993

Digital ISBN: 978-607-2601-09-3

Macmillan Educación, S. A. de C. V.
Insurgentes Sur 1457, Piso 25, Insurgentes Mixcoac,
Alcaldía Benito Juárez, C.P. 03920,
Ciudad de México, México.
Tel: (55) 5482 2200
Toll free: (800) 614 7650
mx.elt@macmillaneducation.com
www.macmillanenglish.com/mx

Scope and Sequence	4
--------------------------	---

Student's Book

Starter It's Travel Time!	7
Wrap-up	16
Campers in Action: Sustainable Development	17
Review	18
Unit 1 Life in a Comic	19
Wrap-up	28
Campers in Action: Cultural Diversity	29
Review	30
Unit 2 Language and People	31
Wrap-up	40
Campers in Action: Cultural Diversity	41
Review	42
Unit 3 Looking Ahead	43
Wrap-up	52
Campers in Action: Health and Well-Being	53
Review	54
Unit 4 Timeless Stories	55
Wrap-up	64
Campers in Action: Socio-Emotional Education	65
Review	66
Language Reference	67
Vocabulary Strategies	70

Workbook

Starter It's Travel Time!	76
Unit 1 Life in a Comic	80
Unit 2 Language and People	84
Unit 3 Looking Ahead	88
Unit 4 Timeless Stories	92

Unit	Vocabulary	Grammar	Pronunciation	Wrap-Up	Campers in Action
Starter It's Travel Time! Pages 7-18	ancient ruins, beach, monument, museum, national park, natural pool, river, stadium, waterfall	You can't swim in the river. You can kayak on the river. You must wear a life jacket. You mustn't throw trash in the river. You have to wear a bathing suit.	<i>This, these, that, and those</i>	Write a travel itinerary.	Sustainable Development: A poster about responsible tourism
U1 Life in a Comic Pages 19-30	banner, candles, costumes, crowd, dancers, float, judge, musicians, parade	I'm watching the parade. He's dancing on a float. What's he wearing ? Are you dancing samba? No, I'm not dancing samba.	<i>/əʊ/ as in float and /aʊ/ as in crowd</i>	Explore comic strips and talk about how they reflect different cultures.	Cultural Diversity: A comic panel about a cultural aspect
U2 Language and People Pages 31-42	Africa, America, Asia, Australia, Europe, one hundred, one million, one thousand, percent	He always speaks English. Do you speak any other languages? We're waiting for the doctor. What language is he speaking ?	<i>/ə/ as in country</i>	Give an oral presentation about linguistic diversity.	Cultural Diversity: A poster about language and cultures
U3 Looking Ahead Pages 43-54	high school, nurse, nutritionist, pharmacist, psychologist, scholarship, singer, surgeon, web designer	Will it hurt Milo? I think you'll be a veterinarian one day. I won't be a nurse or a doctor. Milo will be fine.	<i>-er ending</i>	Make predictions about other people.	Health and Well-Being: Resolutions for the future
U4 Timeless Stories Pages 55-66	ant, brave, clever, goat, grasshopper, grumpy, kind, lazy, rooster	It was a lot of fun. All the campers were there. We acted in a play. We learned our lines. One girl dressed up as a ghost. Everyone loved it.	<i>-ed ending: /d/ as in learned, /t/ as in walked, and /ɪd/ as in acted</i>	Create a class Big Book.	Socio-Emotional Education: A poster about a character I identify with

Teen¹ Campers

Student's Book



IT'S TRAVEL TIME!



CAMPERS IN ACTION

Answer as a class:


- Are there any historical monuments or places for nature lovers near you?
- What are some attractions that tourists visit in your town?
- Who takes care of those attractions?

STARTER

S



02 1. Listen and repeat.



2. Match the words to the pictures in Activity 1.



- ☐ ancient ruins
- ☐ beach
- ☐ monument

- ☐ museum
- ☐ national park
- ☐ natural pool

- ☐ river
- ☐ stadium
- ☐ waterfall



3. Take turns pointing to the pictures and saying the words.



03

4. Listen and complete with the words from Activity 2 that Sally and Tom mention.

Sally

a) _____

b) _____

c) _____

d) _____

e) _____

Tom

a) _____

b) _____

c) _____

d) _____

5. Underline the correct option.

- a) Bring your bathing suit so we can swim in the **natural pool** / **museum**.
- b) The people at the **waterfall** / **stadium** scream when their team scores a goal.
- c) This **monument** / **river** helps us remember the fight for independence.
- d) Wear sandals because the sand is hot at the **museum** / **beach**.
- e) Archaeologists take care of the **ancient ruins** / **stadium**.

6. Complete with the correct category from Activity 2.

- a) Ángel de la Independencia, the Statue of Liberty, and the Triumph Arch: _____
- b) The Amazon, The Nile, The Tigris, The Nazas: _____
- c) Templo Mayor, Machu Picchu, Palenque: _____
- d) Iguazu, Victoria Falls, Niagara Falls: _____



7. Say where you want to go and what you can do there.

I want to go to the beach.



You can swim
at the beach!





04 1. Listen. Then draw the signs for the activities in the river.



TARGET BOX

You **can't** swim in the river.

You **can** kayak on the river.

You **must** wear a life jacket.

You **mustn't** throw trash in the river

You **have to** wear a bathing suit.



LANGUAGE REFERENCE

Go to page 67.

2. Read the Target Box and write the modal verbs (words in **bold**) next to their explanation.

- a) You have permission to do it. _____
- b) You don't have permission to do it. _____
- c) You are obligated to do it. _____ and _____
- d) A prohibition in negative form. _____

3. Complete with words from Activity 2.

- a) At the museum, you _____ take photos because it is permitted. But you _____ use flash.
- b) To get in the natural pool, you _____ know how to swim.
- c) You _____ leave any trash in the river or near the waterfall.
- d) You _____ buy a ticket or the police doesn't let you get in the stadium.

4. Write answers in affirmative (✓) or negative (✗).

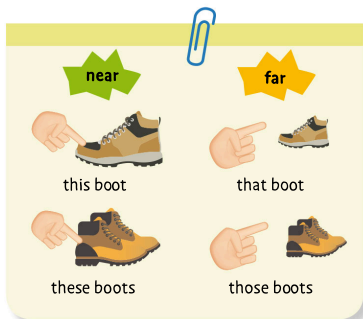
- a) Can I bring my pet to a natural pool? No, you can't bring your pet . ✗
- b) Do I have to be quiet at a museum? _____ . ✓
- c) Must I be on time to a soccer match? _____ . ✓
- d) Can I bring my own food to the beach? _____ . ✗
- e) Must I leave my trash at the national park? _____ . ✗

5. Read the conversation. Then complete with *this*, *that*, *these*, or *those*.

This sign here says we can't swim in **that** river over there.



Take **these** life jackets. We have to wear them to get on **those** boats at the river.



- a) The Hamilton Pool is two hours away, but we can't swim in _____ pool.
- b) Let's enter _____ museum! We're already here.
- c) We can't visit _____ ancient ruins. They are very far.
- d) Choose one of _____ pencils I have here.

6. Look and underline the correct option.

- a) You **can't** / **can** go to that park from 10:00 a.m. to 4:00 p.m.
- b) Adults **mustn't** / **have to** pay \$50 to enter.
- c) You **can** / **can't** take your pets.
- d) Children **must** / **can't** pay \$35 to enter.
- e) You **mustn't** / **must** leave your trash.



PRONUNCIATION

Listen and repeat.

- this → these
- that → those
- **This** fish lives near **these** waterfalls.
- **That** turtle swims in **those** rivers.

Take turns reading out loud.



05

7. Take turns saying what you **can**, **can't**, **must**, **mustn't**, and **have to do** in the places below.

movie theater

schoolyard

swimming pool

museum

You **mustn't** talk on your phone at this school.

You **can** eat at that schoolyard.

1. Complete the table with phrases from the list.



cheer for our team

leave trash behind

throw things on the field

buy a ticket

show our student IDs

~~Speak quietly~~

~~take notes~~

~~run inside~~

pay for a tour guide


~~take photos~~

~~go in before it opens~~



touch the exhibits

draw on the stone



Place	Something Permitted and Something Not Permitted	Two Obligations
 museum	We can take photos and notes. We can't go in before it opens.	We mustn't run inside. We have to speak quietly.
 stadium		
 ancient ruins		

2. Think of a place that you want to visit. Write two attractions that you can see there.

I want to visit Mexico City. In Mexico City, I can see the Templo Mayor, the Estadio Azteca, and the Ángel de la Independencia monument.

3. Answer the questions for each attraction in Activity 2.

What time does it open and close for visitors?

What transportation gets you there?

a) *The Templo Mayor opens at 11:00 a.m. and closes at 5:00 p.m.*

We can get there by subway

b)

c)



VOCABULARY STRATEGIES

Go to page 70.



4. Make an itinerary for a weekend trip.

	Day 1	Day 2
* Place:		
* Opening hours:		
* Transportation:		
* Visitors can		
* Visitors can't		
* Visitors have to		
* Visitors mustn't		



5. Talk about your trip plans.



I want to visit Mexico City.



What attractions do you want to visit there?

1. Look at the pictures. What place is the text probably about?

a) a museum

b) a place to swim

c) a national park

2. Read the text and underline the attractions.

Family's Day Out



I'm so excited! We must get up very early tomorrow morning. Mom and Dad have to pack the food, and we have to find our bathing suits, towels, and sunscreen. As I write this, Dad is shouting, "You have to take hats and sandals too!"

The park opens at 10:00 a.m. and closes at 4:00 p.m. There are swimming pools and waterslides with large green grassy areas. I think there are also some playgrounds for the children. There are two big pools for adults and a new small pool for children. It's an amazing park!

I'm very excited because there is another part of the park. In that other part, there is a natural pool that is an incredible blue color. The water comes from two natural waterfalls and fills the pool. There are rocks around the pool, and the best way to get in is to jump from the rocks. This beautiful place is in Morelos, Mexico, and

legends say it was a winter vacation place for Aztec Kings like Moctezuma.

To have a good time, you have to arrive early to get a good parking space and an ideal place to cook. It's very busy on Saturday and Sunday, so it's preferable to go during the week if possible. You can't take your pets and you can't take any glass bottles or containers into the park. You can buy food there if you don't want to take your own. You have to clean up when you finish, and you mustn't leave any trash behind.

I'm really happy about this trip. I can't wait!



3. Read again. Then check (✓) the sentences that are true.

- ☐ a) You can't go in at 7:00 AM.
- ☐ b) You mustn't swim in the natural pool.
- ☐ c) You can cook your food.
- ☐ d) You can't buy food there.
- ☐ e) You have to bring glass bottles.



4. Answer the questions.

- a) What constructed attractions does the writer mention? _____
- b) What natural attractions does the writer mention? _____
- c) How can you get there? _____
- d) What are the opening hours? _____
- e) What would you like to do there? _____



5. Write three places in or near your town that tourists like to visit.



6. Talk about the places in Activity 5.



A lot of tourists like to visit La Perla beach.



Yes! And then they go to eat at La Palma restaurant.

WRAP-UP



Task: Write a travel itinerary.

Step 1 Agree on a location you want to visit. Then research some natural places, historical sites, or attractions there.

Location (city, country, or region): _____	
Interesting sites and attractions:	Things you can see and do:
Day 1 _____ _____ _____	_____ _____ _____
Day 2 _____ _____ _____	_____ _____ _____
Day 3 _____ _____ _____	_____ _____ _____

Step 2 Draw a map of the location. Indicate the places you want to visit. Make note cards to present activities and rules for each place. Rehearse your presentation and use the checklist to improve your work.

Make sure you:

- ☐ have a part to present, and speak slowly and clearly.
- ☐ include information about what you have to do, must do, and mustn't do in each place.
- ☐ mention what visitors can or can't do in each place.




Step 3 Present your map to the class explaining some of the things that visitors can do, must do, or have no permission to do in each place.



Responsible Tourism



1. Choose the picture of a place you like to visit on vacation. Then find three classmates that like the same kind of place and work together. Share names of real places you know from the category you chose.



2. Write things we can do or mustn't do as tourists in order to protect our favorite places. Use the ideas.

How to keep the place clean

How to help the people who work there

How to protect nature and historical objects and constructions

<input type="checkbox"/>	
<input type="checkbox"/>	
<input type="checkbox"/>	
<input type="checkbox"/>	



3. Make a poster with your favorite vacation place and your ideas to take care of it. Share with the class.



How can you help your family and friends be responsible tourists?


1. Complete the puzzle.

Across →

- a)** a protected natural area
- b)** a building you visit to see exhibitions
- c)** a stream of water falling into a river

Down ↓

- d)** a sports arena
- e)** a statue or structure
- f)** a place with sand and sea



2. Unscramble.

- a)** We / bring / have to / our own food
- b)** can / You / on the river / kayak
- c)** must / a life jacket / wear / You
- d)** those / ancient ruins / We / visit / can't



3. Rewrite with the opposite meaning.

- a)** You must leave trash behind.
- b)** You can take your pets to the museum.
- c)** You don't have to wear hiking boots to climb a mountain.
- d)** You can't get wet at a waterfall.



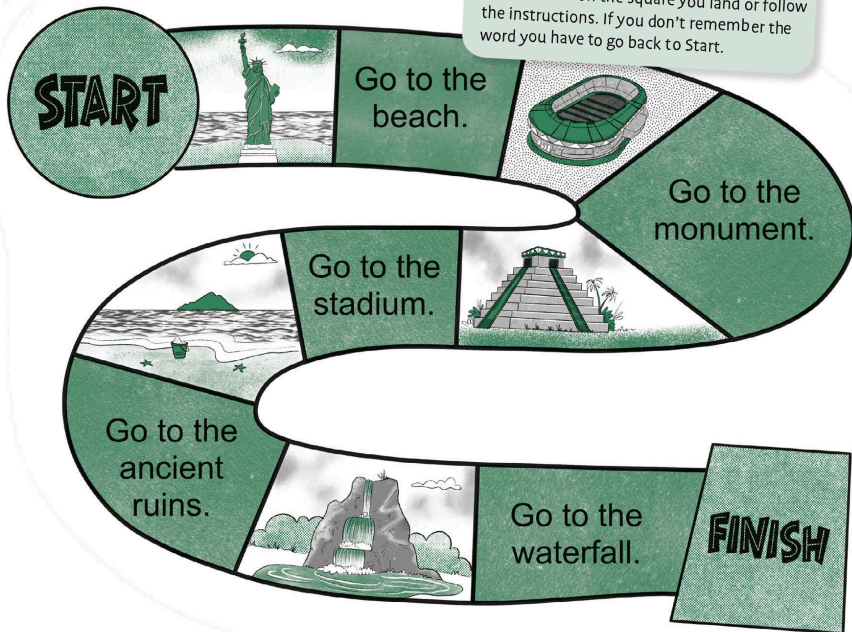
Teen Campers 1

Workbook

Starter It's Travel Time!	76
Vocabulary and Grammar	76
Reading	77
Writing	78
Speaking	79
Unit 1 Life in a Comic	80
Vocabulary and Grammar	80
Reading	81
Writing	82
Speaking	83
Unit 2 Language and People	84
Vocabulary and Grammar	84
Reading	85
Writing	86
Speaking	87
Unit 3 Looking Ahead	88
Vocabulary and Grammar	88
Reading	89
Writing	90
Speaking	91
Unit 4 Timeless Stories	92
Vocabulary and Grammar	92
Reading	93
Writing	94
Speaking	95
Self-Assessment	96

1. Follow the instructions to play.

- Place a token in Start.
- Roll a die.
- Say the word on the square you land or follow the instructions. If you don't remember the word you have to go back to Start.



2. Underline the correct option.

- a) Look! **These** / **This** sign says we can't feed the animals.
- b) Use my binoculars to see **those** / **these** trees far away.
- c) I always leave my books on **that** / **those** table over there.
- d) **This** / **These** plants need water.

3. Write four sentences for visitors at a museum. Use *can*, *can't*, *mustn't*, and *have to*.

- a) _____
- b) _____
- c) _____
- d) _____


1. Read the text and answer the questions.



Elephant Nature Park is a special place in the north of Thailand. Here you can visit elephants, but you can't ride them, and you can't see them do tricks. A woman called Lek Chailert started this park so elephants can live happily and with dignity.

There are some tourist parks in Thailand and other places around the world that are not friendly with animals. At these parks, elephants must do tricks. They have to wear chains. Elephants have to work long hours in bad conditions at some places. People mustn't visit parks where they treat animals badly.

Instead, people can go to places like Elephant Nature Park and see elephants living near natural pools and rivers. They are free, and they are safe. Visitors can watch the elephants. They can cut fruit and vegetables, and they can help feed the elephants. People can visit for the day, or they can stay overnight. People donate money and time to help the sanctuary. A lot of local families work at Elephant Nature Park.



a) Where is Elephant Nature Park?

b) How do elephants live at Elephant Nature Park?

c) Is there a place in your community or country like Elephant Nature Park?



1. Read the text on Page 77 again and complete.

Location:

Activities visitors can do:

Activities visitors can't do:

People who work there:

Main attraction:

2. Make notes about a natural or constructed attraction in or near your town.

What is its name?

Where is it?

What can you do there?

What can't you do there?

What is interesting
about it?

3. Use your notes to write a paragraph about the attraction.

1. Look at the picture and find...

monument

ancient ruins

museum

natural pool

waterfall



2. Talk about the places on the map in Activity 1 and the attractions you can visit there.

We can visit the Monumento a la Revolución in Mexico City.

We can visit the museum inside that monument.



3. Share things visitors can't or mustn't do in these places.